

# CentriPure Gel Filtration Columns

Ready-to-use columns for nucleic acids, antibodies and other proteins

Cat. No. CP-0601

## CentriPure 2 - Z50M

for 150–300 µL sample volume

Cat. No. CP-0602

## CentriPure 5 - Z50M

for 0.5 mL sample volume

Cat. No. CP-0603


## CentriPure 10 - Z50M

for 1.0 mL sample volume

Cat. No. CP-0132-Z005.0-001

## CentriPure Trial Kit

One column of each for sample volumes of 200 µL, 500 µL, 1 mL, 2.5 mL, 5 mL



Cat. No. CP-9914

## LabRack

for CentriPure 2 to CentriPure 100 columns

### Hazard and Precautionary Statements



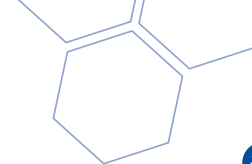
## WARNING

H317	Contains ProClin™ 150. May cause an allergic skin reaction.
P262	Do not get in eyes, on skin, or on clothing.
P280	Wear protective gloves, protective clothing, eye and face protection.
P302/P352	If on skin: Gently wash with soap and water.
P305/P338/P351	If in eyes: Rinse cautiously with water for several minutes. If possible, remove contact lenses and continue rinsing.

emp BIOTECH GmbH · Robert-Rössle-Str. 10 · 13125 Berlin · Germany  
Tel. +49 (0)30 94 89 22 01 · info@empbiotech.com · www.empbiotech.com

emp BIOTECH GmbH is an ISO 9001:2015 certified company  
registration number 011001300789 (TÜV Rheinland)

CHR-7015-01 · 02.2023



**emp**  
BIOTECH

Cat. No. CP-0604

# CentriPure 25-Z50M

Hydrated gel filtration column for rapid purification, desalting, and buffer exchange of biomolecules:

- Nucleic acids
- Proteins and antibodies



For rapid desalting or buffer exchange

- of oligonucleotides longer than 20 bp/nt
- of proteins larger than 25 kD
- of spheroidal nanoparticles greater than 4 nm Ø

Purifies a 2.5 mL sample into a final volume of 3.5 mL.

Contains Zetadex-50 size exclusion resin.

## Instructions for use

## 1. Column Preparation



Remove the cap from the top and then the bottom cap of the **CentriPure 25** column.

Allow excess column fluid to drain (via gravity) into a suitable waste reservoir.

## 2. Column Equilibration



Choose a buffer for your specific application and use this same buffer for both equilibration and elution steps.

To equilibrate the column, allow the equilibration buffer to enter the gel bed completely and continue elution until approximately 25 mL of buffer has been eluted.

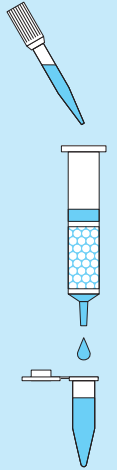
## 3. Sample Application



Optimised for 2.5 mL.

Transfer the sample to the **CentriPure 25** column. Allow the sample to enter the gel bed completely.

## 4. Elution



Place a tube for sample collection under the **CentriPure 25** column. Add 3.5 mL elution buffer to the column and elute the purified sample.