

# CentriPure Columns



Ready-to-use columns for nucleic acids, antibodies and other proteins

Cat. No. CP-0501

**CentriPure 2-Z25M**  
for 200 µL sample vol.

Cat. No. CP-0502

**CentriPure 5-Z25M**  
for 0.5 mL sample vol.

Cat. No. CP-0503

**CentriPure 10-Z25M**  
for 1.0 mL sample vol.

Cat. No. CP-0504

**CentriPure 25-Z25M**  
for 2.5 mL sample vol.

Cat. No. CP-0505

**CentriPure 50-Z25M**  
for 5.0 mL sample vol.

Cat. No. CP-0132-Z005.0-001

**CentriPure Trial Kit**  
One column of each for sample volumes  
of 200 µL, 500 µL, 1 mL, 2.5 mL, 5 mL

Cat. No. CP-0506

**CentriPure 100-Z25M**  
for 10 mL sample vol.

Cat. No. CP-0507

**CentriPure 200-Z25M**  
for 20 mL sample vol.

Cat. No. CP-0508

**CentriPure 300-Z25M**  
for 30 mL sample vol.

Cat. No. CP-0509

**CentriPure 400-Z25M**  
for 40 mL sample vol.

Cat. No. CP-0511

**CentriPure 1000-Z25M**  
for 100 mL sample vol.

# Lab Tools



Cat. No. CP-9937

**LabRack for CentriPure 200 to  
CentriPure 500 columns**

Cat. No. CP-9936

**LabRack for CentriPure 1000 columns**

## Hazard and Precautionary Statements



### WARNING

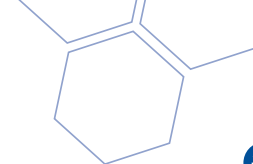
	<b>Contains ProClin™ 150</b>
<b>H317</b>	<b>May cause an allergic skin reaction.</b>
<b>P262</b>	Do not get in eyes, on skin, or on clothing.
<b>P280</b>	Wear protective gloves, protective clothing, eye protection and face protection.
<b>P302/P352</b>	If on skin: Gently wash with soap and water.
<b>P305</b>	If in eyes: Rinse cautiously with water
<b>P338</b>	for several minutes. If possible, remove
<b>P351</b>	contact lenses and continue rinsing.

emp BIOTECH GmbH

Robert-Rössle-Str. 10 · 13125 Berlin · Germany  
Tel. +49 (0)30 94 89 22 01 · info@empbiotech.com  
www.empbiotech.com

emp BIOTECH GmbH is an ISO 9001:2015 certified company  
registration number 011001300789 (TÜV Rheinland)

CHR-7022-01 · 01.2023




Cat. No. CP-0510

# CentriPure 500-Z25M


Hydrated gel filtration column  
for rapid purification, desalting, and  
buffer exchange of biomolecules:

- Nucleic acids
- Proteins and antibodies



## Instructions for use

## 1. Column Preparation



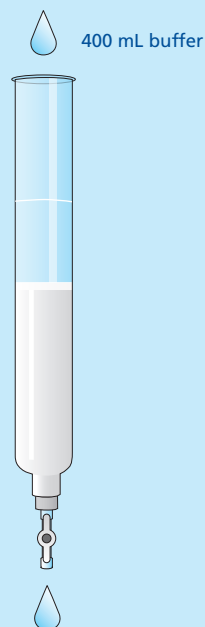
Allow the column to warm to ambient temperature if it has been refrigerated. Check to ensure the stopcock is in the closed position. Carefully remove the blue cap from the top of the CentriPure 500 column. Decant the storage liquid above the upper frit into a suitable waste reservoir.\*

Place the column in the LabRack or clamp it plumb-vertical to a stable laboratory stand.

Place a suitable waste reservoir under the outlet, open the stopcock and allow any excess column fluid to completely drain out via gravity.

\* The storage fluid contains 0.15% ProClin™ 150. Dispose of ProClin™ 150 solutions according to approved local disposal regulations.

## 2. Column Equilibration



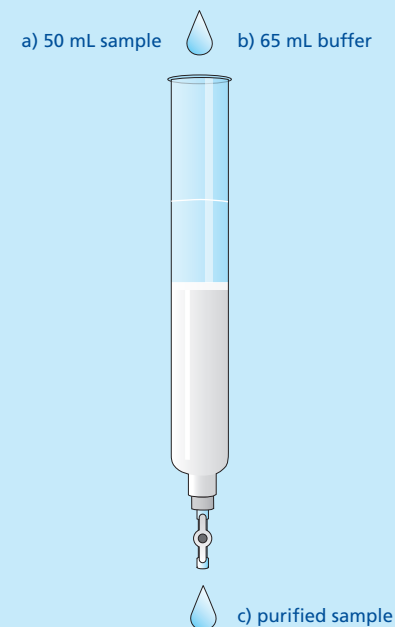
Ensure that the stopcock remains continuously in the open position during sample processing. The column is designed for the flow to stop after all fluid has entered the gel bed with no fluid above the upper frit. There is no need to close the stopcock during sample processing.

Choose a buffer (or pure water) which is appropriate for your specific application. Use this buffer for both equilibration and elution steps.

To equilibrate the column, wash the gel bed by allowing 400 mL of buffer to flow through the column.

Discard all eluent.

## 3. Sample Application and Elution



Carefully and evenly transfer a 50 mL sample onto the top of the upper frit. Allow the sample to completely enter the gel bed. Some eluent will flow out of the column and this can be discarded.

Replace the waste reservoir with a sample collection container and place this at the outlet of the column. Carefully and evenly transfer 65 mL of the buffer onto the top of the upper frit of the column. Allow the buffer to completely enter the gel bed.

The purified sample will immediately elute into the sample collection container. After the flow has completely stopped, the purification is complete. Small molecular weight impurities remain in the column bed and must be washed away before re-use.