

## CentriPure Gel Filtration Columns

Ready-to-use columns for nucleic acids, antibodies and other proteins, and spheroidal nanoparticles

Product Code: CP-0601

### CentriPure 2-Z50M

for 150–300 µL sample volume

Product Code: CP-0602

### CentriPure 5-Z50M

for 0.5 mL sample volume

Product Code: CP-0603

### CentriPure 10-Z50M

for 1.0 mL sample volume

Product Code: CP-0605


### CentriPure 50-Z50M

for 5.0 mL sample volume

Product Code: CP-0606

### CentriPure 100-Z50M

for 10 mL sample volume



Product Code: CP-9914

### LabRack

for CentriPure 2 to  
CentriPure 100 columns

## Hazard and Precautionary Statements



## WARNING

H317	Contains ProClin™ 150. May cause an allergic skin reaction.
P262	Do not get in eyes, on skin, or on clothing.
P280	Wear protective gloves, protective clothing, eye and face protection.
P302/P352	If on skin: Gently wash with soap and water.
P305/P338/P351	If in eyes: Rinse cautiously with water for several minutes. If possible, remove contact lenses and continue rinsing.

emp BIOTECH GmbH · Robert-Rössle-Str. 10 · 13125 Berlin · Germany  
Tel. +49 (0)30 94 89 22 01 · info@empbiotech.com · www.empbiotech.com

emp BIOTECH GmbH is an ISO 9001:2015 certified company  
registration number 011001300789 (TÜV Rheinland)

CHR-7015-03 · 04.2025

Product Code: CP-0604



## CentriPure 25-Z50M

Hydrated gel filtration column for rapid purification, desalting, and buffer exchange of biomolecules including nucleic acids, proteins, and antibodies.



For rapid desalting or buffer exchange

- of oligonucleotides longer than 20 bp/nt
- of proteins larger than 25 kDa
- of spheroidal nanoparticles greater than 4 nm Ø

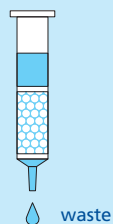
Purifies a 2.5 mL sample into a final volume of 3.5 mL.

Contains Zetadex-50 size exclusion resin, Medium grade.

## Instructions for use

1

## Column Preparation

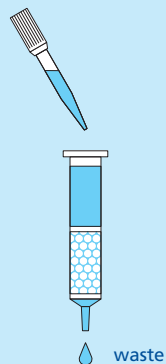


First, hold the column upright and use your thumb to gently push the top cap upward until it dislodges. Then, remove the bottom cap.

Allow any excess column fluid to drain by gravity into a suitable waste reservoir.

2

## Column Equilibration

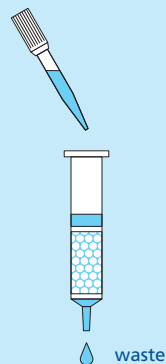


Select a buffer suited to your specific application and use the same buffer for both equilibration and elution.

To equilibrate the column, allow the equilibration buffer to fully enter the gel bed, then continue elution until approximately 25 mL of buffer has been collected.

3

## Sample Application

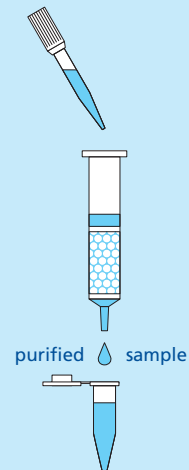


Optimised for 2.5 mL.

Transfer the sample to the **CentriPure 25** column and allow it to fully enter the gel bed.

4

## Elution



Position a collection tube beneath the **CentriPure 25** column. Add 3.5 mL of elution buffer and elute the purified sample.